

Tehon ja virran suhde:

- 3,7 kW = 1 x 16 A
- 7,4 kW = 1 x 32 A
- 11 kW = 3 x 16 A
- 22 kW = 3 x 32 A

711304 5,0m
711305 7,5m



1 x 20 A

711306 5,0m
711307 7,5m



3 x 20 A

711308 5,0m
711309 7,5m





1 x 32 A

711310 5,0m
711311 7,5m



3 x 32 A

-  = täysi teho
-  = rajoitettu (kW)



3,7 kW




















7,4 kW

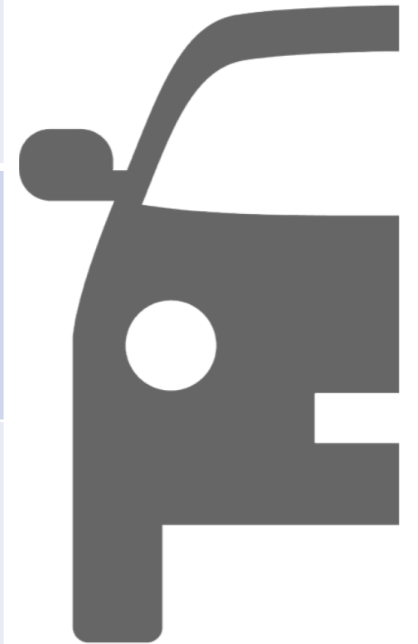


11 kW



22 kW

			
 (4,6)	 (4,6)		
 (3,7)		 (3,7)	
 (4,6)	<p>7,4/11 </p> <hr/> <p>22  (13,8)</p>	 (7,4)	



7,4 / 11 / 22 kW